



THE PALMS CENTER

Just North of Greenway Rd. on 35th Ave.
15610/ 15620 N. 35th Avenue, Phoenix, AZ

FOR LEASE

963 - 1,100 SF Available

Lots of Parking

Monument Signage (Free)

1 Mile to I-17, 3 Miles
to Loop 101

Local, Accessible,
Friendly Owners



8767 E. Via de Ventura
Suite 290
Scottsdale, AZ 85258
RGcre.com

MARK REIN

Owner/Agent

480.214.9414

Mark@RGcre.com

THE PALMS CENTER

Just North of Greenway Rd. on 35th Ave.
 15610/ 15620 N. 35th Avenue, Phoenix, AZ

FOR LEASE

963 - 1,100 SF Available

Lots of Parking

Monument Signage (Free)

1 Mile to I-17, 3 Miles
 to Loop 101

Local, Accessible,
 Friendly Owners

The information contained herein has been obtained from sources we believe to be reliable, however, Rein & Grossehme and its agents have not conducted any investigation regarding these matters and make no warranty or representation expressed or implied regarding the accuracy or completeness of the information. Interested parties need to verify any information that is critical to their decision process and bear all risk for inaccuracies. References to square footage or age are approximate.



8767 E. Via de Ventura
 Suite 290
 Scottsdale, AZ 85258
 RGcre.com

MARK REIN

Owner/Agent

480.214.9414

Mark@RGcre.com

THE PALMS CENTER

Just North of Greenway Rd. on 35th Ave.
 15610/ 15620 N. 35th Avenue, Phoenix, AZ

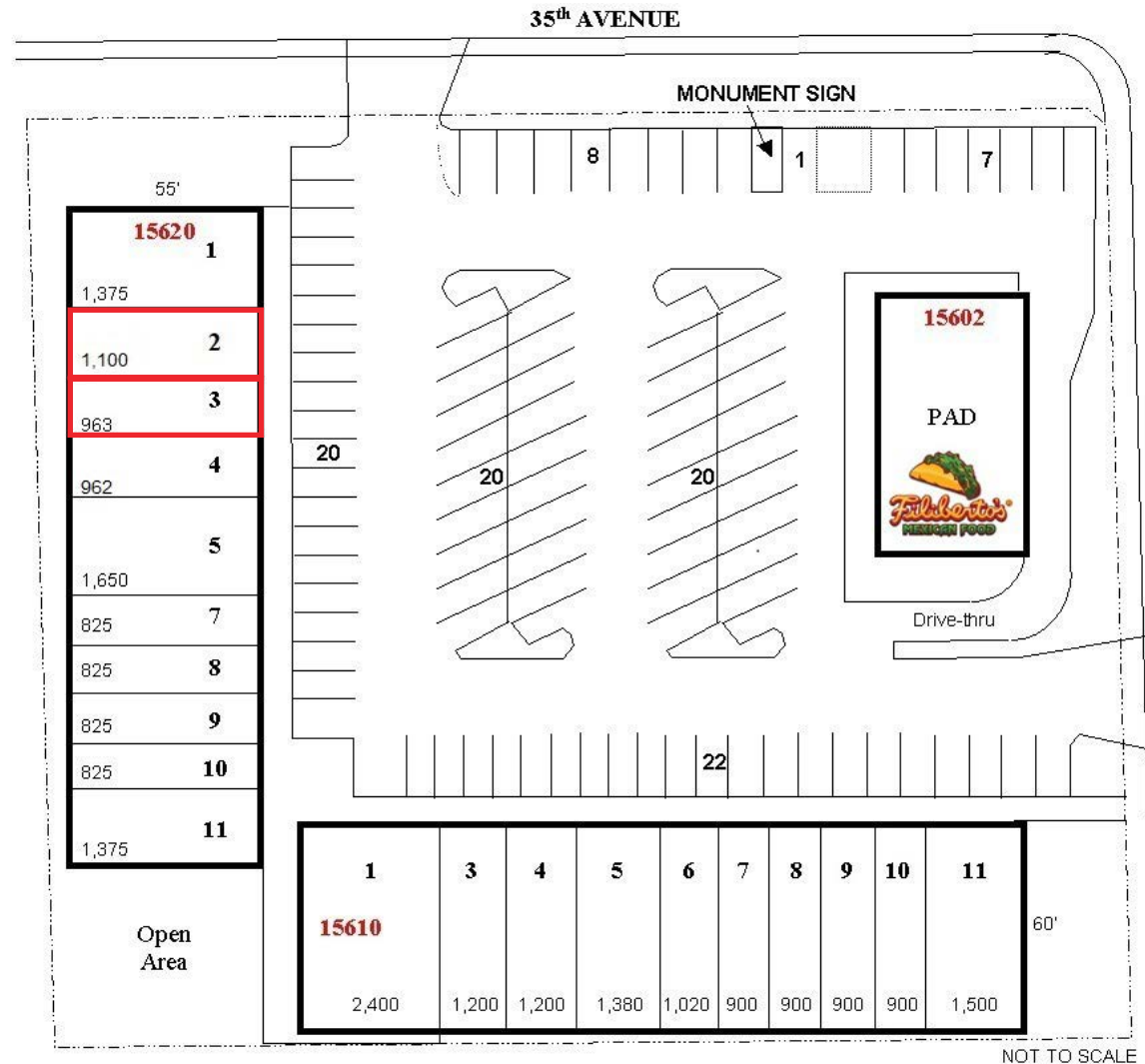
AVAILABLE SUITES

Building 15620

Suite 2: 1,100 SF

Suite 3: 963 SF

The information contained herein has been obtained from sources we believe to be reliable, however, Rein & Grossehme and its agents have not conducted any investigation regarding these matters and make no warranty or representation expressed or implied regarding the accuracy or completeness of the information. Interested parties need to verify any information that is critical to their decision process and bear all risk for inaccuracies. References to square footage or age are approximate.



8767 E. Via de Ventura
 Suite 290
 Scottsdale, AZ 85258
 RGcre.com

MARK REIN

Owner/Agent

480.214.9414

Mark@RGcre.com

THE PALMS CENTER

Just North of Greenway Rd. on 35th Ave.
15610/ 15620 N. 35th Avenue, Phoenix, AZ

FLOOR PLAN

Building 15620

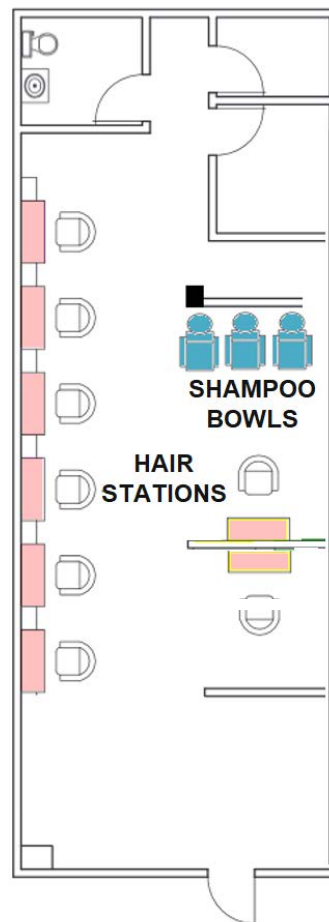
Suite 2: 1,100 SF

The information contained herein has been obtained from sources we believe to be reliable, however, Rein & Grossehme and its agents have not conducted any investigation regarding these matters and make no warranty or representation expressed or implied regarding the accuracy or completeness of the information. Interested parties need to verify any information that is critical to their decision process and bear all risk for inaccuracies. References to square footage or age are approximate.

THE PALMS CENTER

SUITE 15620 #2

1,100 sq. ft.



Approximately to scale
All dimensions are
approximate and to the
middle of the walls.

8767 E. Via de Ventura
Suite 290
Scottsdale, AZ 85258
RGcre.com

MARK REIN

Owner/Agent

480.214.9414

Mark@RGcre.com

THE PALMS CENTER

Just North of Greenway Rd. on 35th Ave.
 15610/ 15620 N. 35th Avenue, Phoenix, AZ

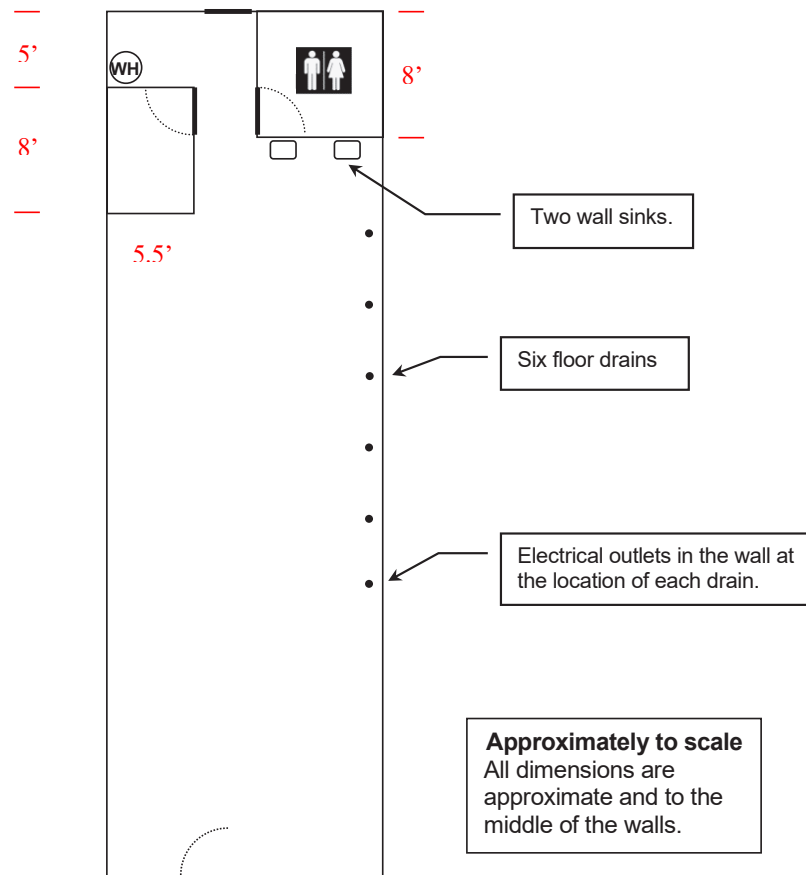
FLOOR PLAN

Building 15620

Suite 3: 963 SF

The information contained herein has been obtained from sources we believe to be reliable, however, Rein & Grosseohme and its agents have not conducted any investigation regarding these matters and make no warranty or representation expressed or implied regarding the accuracy or completeness of the information. Interested parties need to verify any information that is critical to their decision process and bear all risk for inaccuracies. References to square footage or age are approximate.

THE PALMS CENTER SUITE 15620 #3 963 sq. ft.



8767 E. Via de Ventura
 Suite 290
 Scottsdale, AZ 85258
 RGcre.com

MARK REIN
 Owner/Agent
 480.214.9414
 Mark@RGcre.com

THE PALMS CENTER

Just North of Greenway Rd. on 35th Ave.
 15610/ 15620 N. 35th Avenue, Phoenix, AZ

DEMOGRAPHICS (2024)

Population

1 Mile	15,634
3 Mile	150,124
5 Mile	362,715

Avg Household Income

1 Mile	\$78,812
3 Mile	\$80,281
5 Mile	\$83,560

Households

1 Mile	5,785
3 Mile	56,496
5 Mile	138,540

TRAFFIC COUNTS (2025)

35th Ave & Greenway

North	37,376
South	27,628
East	27,167
West	29,622

